

Report for: Corporate Parent Advisory Committee: October 2024

Item number:

Title: Performance for Quarter 1 2024/25 with updates to Quarter 2 where available

Report

Authorised by: Ann Graham, Director Children's Services

Lead Officer: Richard Hutton, Performance and Business Intelligence
richard.hutton@haringey.gov.uk

Ward(s) affected: All

Report for Key/ Non Key Decision: Non key

1. Describe the issue under consideration

- 1.1. This report provides an analysis of the performance data and trends for an agreed set of measures relating to looked after children on behalf of the Corporate Parenting Advisory Committee.
- 1.2. Section 4 contains performance highlights and key messages identifying areas of improvement and areas for focus. It provides an overall assessment relating to Children in Care so that Members can assess progress in key areas within the context of the Local Authority's role as Corporate Parent.
- 1.3. The report covers the first quarter of the year 2024/25 with updates for quarter 2 where appropriate.

2. Recommendations

- 2.1. For members to note.

3. Reasons for decision

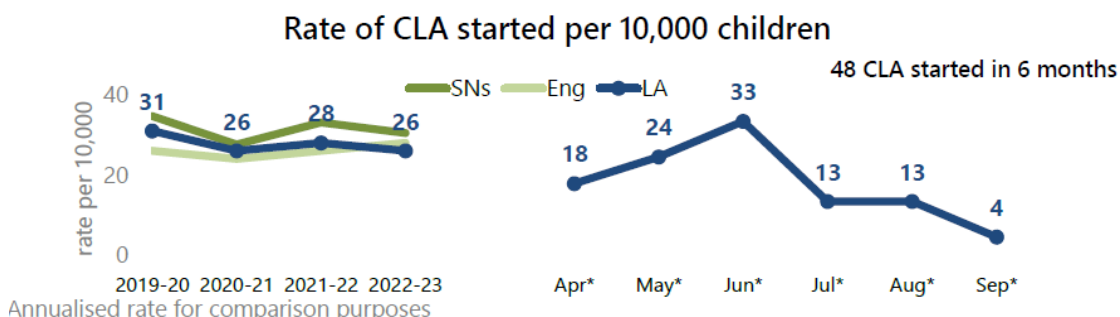
N/A

4. Background information

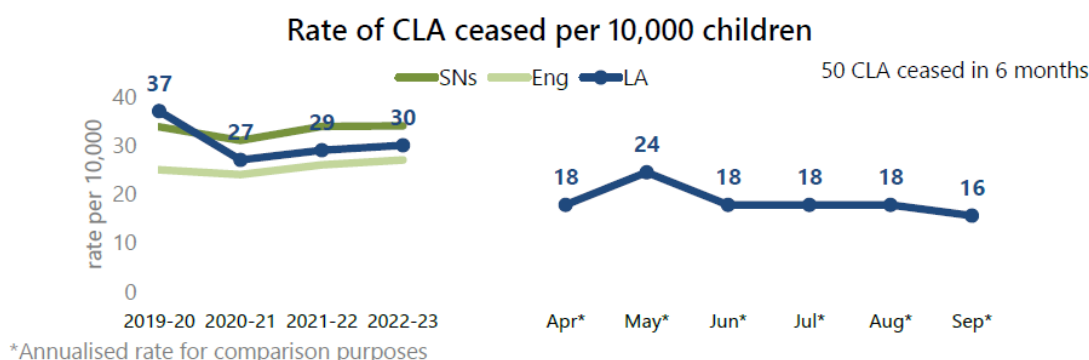
- 4.1. As of September 2024, there were 334 **children in care** (rate of 63 per 10,000). This is same number children as reported in June 2023 and remains within the interquartile range of our statistical neighbours latest published rates of 60-69. This represents a decrease of 10% since 2020 it is now the lowest rate for many

years. This is a result of a combination of intentional work to enhance the support for children and their families and outside factors such as regional trends.

- 4.2. The number of unaccompanied asylum seeker children (**UASC**) has increased since the summer to 26 0.05% 0-17 population, still some 28 children below the national transfer scheme threshold.
- 4.3. The rate of children **becoming looked after** over the past 6 months (18 per 10,000) equates to 48 children. This is well below the rate for the 12 months of 2022/23 with 141 children



- 4.4. 50 children (rate 19.0) **ceased to be looked after** over the 6 months to September this compares to 75 in the six months to June



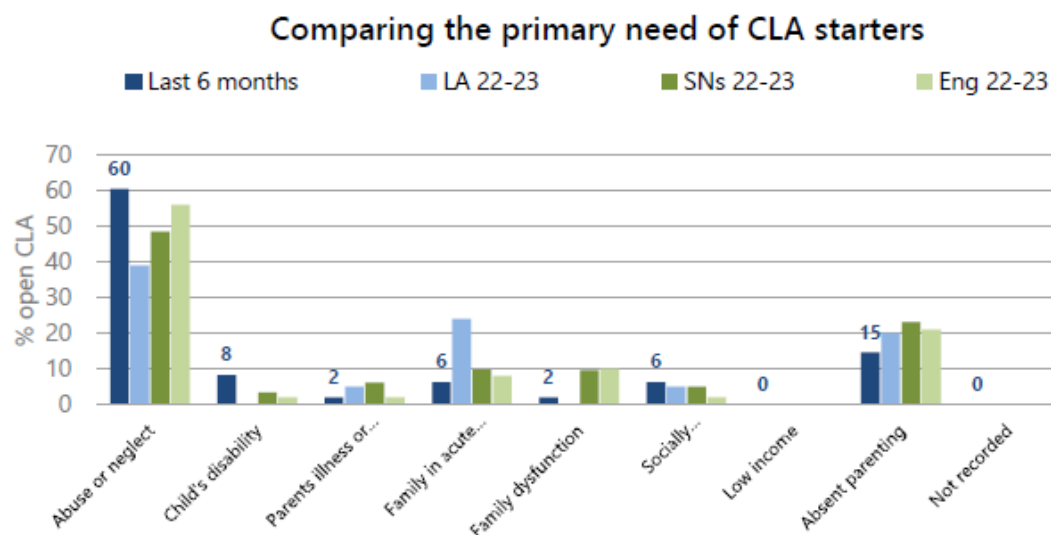
- 4.5. Of the 334 children looked after as at the end of September, 42 are **aged 3 or under** (18 fewer than in March 2022). Thirteen of these are placed with parents or family & friends and 2 with potential adoptive parents

CLA aged 3 or under

| March 2020 | March 2021 | March 2022 | March 2023 | March 2024 | September 24 |
|------------|------------|------------|------------|------------|--------------|
| 49 | 67 | 60 | 54 | 40 | 42 |

- 4.6. Family in acute stress has fallen as a reason **for starting to be looked after** from an unusually high percentage last year. Over the past 6 months only 6% of new Children Looked After fell into this category down from 21% in the 6 months to October 2023 and below our statistical neighbours and national

rates. Abuse & Neglect and Children with Disabilities are now comparatively overrepresented, but this is volatile due the lower number of children entering care as mentioned above.



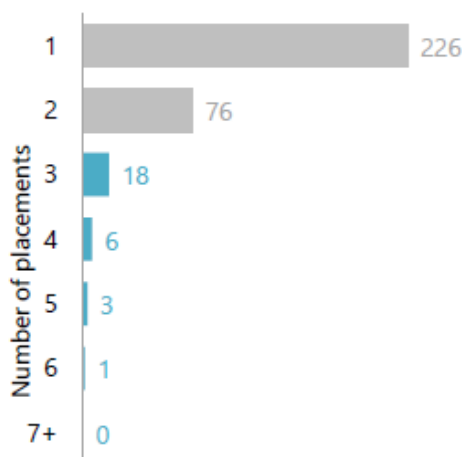
4.7. As of September 2024, 77% of 212 looked after children aged under 16 had an **up-to-date Care Plan**.

4.8. Of the 116 children in care aged 16 & 17 who require a **pathway plan**, 67% had up to date plans (up 4% points).

Personal education plans (PEPs) have performed well this year, with up to date reviewed PEPs 92% at the end of the spring term. And 95% for the summer term.

4.9. At the end of September, 8% (28) of children with an open episode of care had **three or more placement** in the last 12 months. This is lower than the previously reported figure (10% in April) and just below National and statistical neighbour averages

Number of placements in the last 12 months

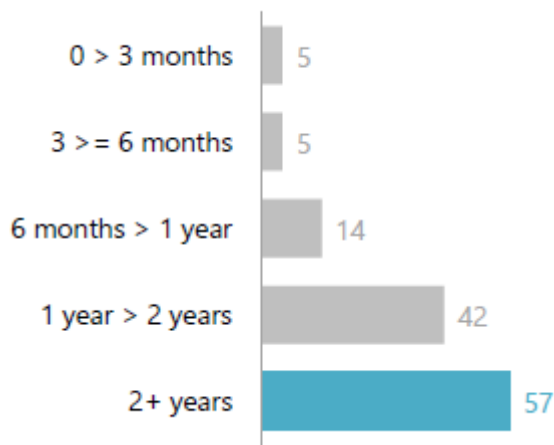


Moves in placements are usually as part of the child's care plan and can be a positive benefit. For example, a baby may move from foster care to a mother and

baby assessment unit, and then on to being placed with a permanent arrangement.

Children **under 16 who had been in care for at least 2.5 years in the same placement for at least 2 years**, is now 57% (51% 6 months ago) (%). This indicator and the three or more placements indicator, above, should be viewed together to gain a view of placement stability for Haringey's children in care.

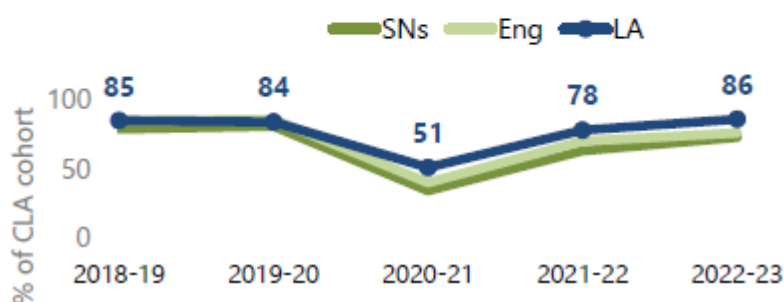
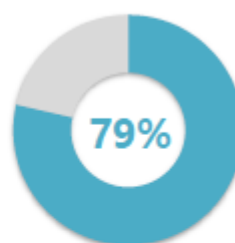
Length of time in current placement



- 4.10. At the end of September, 94% of children who were looked after for at least 12 months had an up-to-date **health assessment**, this is up from 88% and is now in line with levels of our statistical neighbours (92%).
- 4.11. **Dental visits** are steady at 79%. Unfortunately, dental checks especially for older children has always been a challenging area.

Dental checks

Current open CLA who have been looked after for at least 12 months who have had a dental check in the last 12 months.



- 4.12. There are now 588 male and 317 female **care leavers** in receipt of or eligible for leaving care services, in line with the definitions used by Ofsted, the figure includes young people who are:

| | |
|------------------------|---|
| Eligible | Age 16 or 17 Has been looked after for at least 13 weeks since age 14 (can be multiple periods) Currently looked after |
| Relevant | Age 16 or 17 Has been looked after for at least 13 weeks since age 14 (can be multiple periods) Looked after on or after their 16th birthday are no longer looked after |
| Former Relevant | Aged between 18 and 25 Previously an eligible or relevant child |
| Qualifying | Aged between 16 and 21 (or 25 if in education) Looked after on or after their 16th birthday Not looked after for at least 13 weeks since age 14 or privately fostered after the age of 16 but before the age of 18 or were looked after prior to becoming subject to a SGO. |

Our cohort consists of:

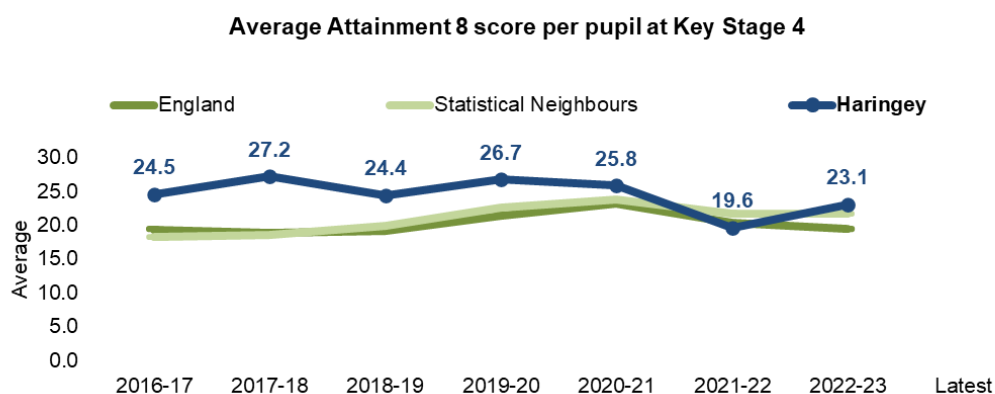
- 107 young people under the age of 18 who will be **Eligible** when they leave care,
 - 208 who are classed as “qualifying” (all but 34 are already aged over 18)
 - 583 Former relevant
 - 10 Relevant
- 4.13. All of the care leavers aged 21 or under have a currently **allocated Personal Advisor**.
- 4.14. 95% of those aged 19–21 year olds were considered as **in touch with the local authority** up from 92% in April.
- 4.15. 48% of the 205 19–21 year olds and 52% of the 89 17&18 year olds were known to be in **Education Employment or Training (EET)**. Both figures improved since April. The main reasons recorded for NEET are that the young person is unavailable for EET due to disability, parenthood or prison.
- 4.16. 84% of 19 to 21 year old care leavers were known to be **in suitable accommodation** and 91% of 17–18-year-olds, up from 85% reported in December
- 4.17. **Education Health Care Plans (EHCP)**
Both the overall number of children with an EHCP and the percentage of CLA with a plan has increased steadily over time.
So far, we have received 421 requests for EHCPs in 2024, at a similar rate to 2023
- 91 of the 326 current CLA (28%) have active EHCP plans

- 4.18. **Virtual school**

To support the champions model in future this report will include more details on specific issues relating to our CLA's Educational progress.

Outturns for 2024 are expected to be published in spring 2025

Attain 8 score for CLA at key stage 4



4.19. Youth Justice Service

As of the end of March 2024 there were 68 active young people on the YJS caseload. This has increased to 74 as of September 2024. Of the 74:

- 24% of the current cohort are also Children in Care,
- 4% are currently Children in Need and
- 4% have an active Child Protection Plan
- 81% have up to date Asset +

5. Contribution to strategic outcomes

N/A

6. Use of Appendices

7. Local Government (Access to Information) Act 1985